



Indowind

"Kothari Building" 4th Floor, 114 MG Road, Nungambakkam, Chennai 600 034

Tel : 044 2833 0867 / 1310 / 1956 / 57 / 58 / 59 Fax : 044 2833 0208

E-mail : contact@indowind.com

www.indowind.com

Statement Showing Shareholding Pattern

Name of the Company :

INDOWIND ENERGY LIMITED


Scrip Code :

532894


Quarter Ended :

31st March 2010

Category code	Category of Shareholder	Number of Share holders	Total number of shares	Number of shares held in dematerialized form	Total shareholding as a percentage of total number of shares		Shares pledged or otherwise encumbered	
					As a percentage of (A+B) ¹	As a percentage of (A+B+C)	Number of Shares	As a Percentage (IX) = (VIII)/(IV)* 100
(I)	(II)	(III)	(IV)	(V)	(VI)	(VII)	(VIII)	(IX)
(A)	Promoter and Promoter Group							
1	Indian							
(a)	Individuals / Hindu Undivided Family	4	7472990	4931995	15.65	15.65	0	0.00
(b)	Central Government / State Government(s)	0	0	0	0.00	0.00	0	0.00
(c)	Bodies Corporate	3	15113036	10229882	31.66	31.66	500000	3.31
(d)	Financial Institutions / Banks	0	0	0	0.00	0.00	0	0.00
(e)	Any Others(Specify)							
	Sub Total (A)(1)	7	22586026	15161877	47.31	47.31	500000	2.21
2	Foreign							
a	Individuals (Non - Residents Individuals / Foreign Individuals)	0	0	0	0.00	0.00	0	0.00
b	Bodies Corporate	0	0	0	0.00	0.00	0	0.00
c	Institutions	0	0	0	0.00	0.00	0	0.00
d	Any Others(Specify)							
	Sub Total(A)(2)	0	0	0	0.00	0.00	0	0.00
	Total Shareholding of Promoter and Promoter Group (A)= (A)(1)+(A)(2)	7	22586026	15161877	47.31	47.31	500000	2.21



(B)	Public shareholding							
1	Institutions							
(a)	Mutual Funds / UTI	0	0	0	0.00	0.00	0	0.00
(b)	Financial Institutions / Banks	4	4112534	2645868	8.61	8.61	0	0.00
(c)	Central Government / State Government(s)	0	0	0	0.00	0.00	0	0.00
(d)	Venture Capital Funds	0	0	0	0.00	0.00	0	0.00
(e)	Insurance Companies	0	0	0	0.00	0.00	0	0.00
(f)	Foreign Institutional Investors	1	1231978	1231978	2.58	2.58	0	0.00
(g)	Foreign Venture Capital Investors	0	0	0	0.00	0.00	0	0.00
(h)	Any Other (specify)						0	0.00
	Sub-Total (B)(1)	5	5344512	3877846	11.19	11.19	0	0.00
2	Non-institutions						0	0.00
(a)	Bodies Corporate	679	8807453	8807453	18.45	18.45	0	0.00
(b)	Individuals							
I	Individuals -i. Individual shareholders holding nominal share capital up to Rs 1 lakh	28318	7801981	7801975	16.34	16.34	0	0.00
II	ii. Individual shareholders holding nominal share capital in excess of Rs. 1 lakh.	55	2314025	2314025	4.85	4.85	0	0.00
(c)	Trusts	3	1050	1050	0.002	0.002	0	0.00
(d)	Any Other (specify)	0	0	0	0.00	0.00	0	0.00
(d-i)	Clearing Member	108	513337	513337	1.08	1.08	0	0.00
(d-ii)	NRI (Repat)	353	339242	339242	0.71	0.71	0	0.00
(d-iii)	Directors / Relative & Friends	12	33860	1400	0.07	0.07	0	0.00
	Sub-Total (B)(2)	29528	19810948	19778482	41.50	41.50	0	0.00
(B)	Total Public Shareholding (B)= (B)(1)+(B)(2)	29533	25155460	23656328	52.69	52.69	0	0.00
	TOTAL (A)+(B)	29540	47741486	38818205	100	100	500000	1.05
(C)	Shares held by Custodians and against which Depository Receipts have been issued	0	0	0	0.00	0.00	0	0.00
	GRAND TOTAL (A)+(B)+(C)	29540	47741486	38818205	100	100	500000	1.05



(I) (b) Statement showing Shareholding of persons belonging to the category Promoter and Promoter Group?

Sr. No.	Name of Shareholder (II)	Total Shares held		Shares pledged or otherwise encumbered		
		Number (III)	As a% of grand total (A)+(B)+(C) (IV)	Number (V)	As a percentage (VI)=(V)/(III)*100	As a% of grand total (A)+(B)+(C) of sub-clause (I)(a) (VII)
1	SUBUTHI FINANCE LTD	6494265	13.60	500000	7.70	1.05
2	LOYAL CREDIT & INVESTMENTS LIMITED	7697871	16.12	0	0.00	0.00
3	K.V. BALA	4356995	9.13	0	0.00	0.00
4.	K.S.RAVINDRANATH	1784995	3.74	0	0.00	0.00
5	SUBUTHI INVESTMENTS PVT LIMITED	920900	1.93	0	0.00	0.00
6	K V MANOHARAN	756000	1.58	0	0.00	0.00
7	K B PRATHADEVI	575000	1.20	0	0.00	0.00
TOTAL		22586026	47.31	500000	7.70	1.05

221




(I) (c) Statement showing Shareholding of persons belonging to the category "Public" and holding more than 1% of the total number of shares

Sr. No	Name of the shareholder	Number of shares	Shares as a percentage of total number of shares {i.e., Grand Total (A)+(B)+(C) indicated in Statement at para (I) (a) above}
1	ICICI BANK LTD	3826434	8.02
2	COMMENDAM INVESTMENTS P LTD	1505204	3.15
3	CREDO INDIA THEMATIC FUND LIMITED	1231978	2.58
4	KARUMUTHU FINANCE LTD	1839000	3.85
5	AJIT SINGH	500000	1.05
	TOTAL	8902616	18.65

(I) (d) Statement showing details of locked in shares

Sr. No.	Name of the shareholder	Category of shareholders (Promoter / Public)	Number of locked-in shares	Locked-in-shares as a percentage of total number of shares {i.e. Grand Total (A)+(B)+(C) indicated in Statement at para (I) (a) above}
1	K V BALA	PROMOTERS	2816995	5.90
2	LOYAL CREDIT & INVESTMENTS LTD	PROMOTERS	1844000	3.86
3	SUBUTHI FINANCE LTD	PROMOTERS	3046615	6.38
4	ICICI BANK LTD	PUBLIC	2000000	4.19
5	SUBUTHI INVESTMENT (P) LTD	PROMOTERS	920900	1.93
	TOTAL		10628510	22.26



(II) (s) Statement showing details of Depository Receipts(DRs)

Sr. No.	Type of outstanding DR (ADRs, GDRs, SDRs, etc.)	Number of outstanding DRs	Number of shares underlying outstanding DRs	Shares underlying outstanding DRs as a percentage of total number of shares {i.e., Grad Total (A) +(B)+(C) indicated in Statement at para (I)(a) above}
1	NIL	NIL	0	0.00
TOTAL			0	0.00

(II) (b) Statement showing Holding of Depository Receipts (DRs), where underlying shares are in excess of 1% of the total number of shares

Sr. No.	Name of the DR Holder	Type of outstanding DR (ADRs, GDRs, SDRs, etc.)	Number of shares underlying outstanding DRs	Shares underlying outstanding DRs as a percentage of total number of shares {i.e., Grand Total (A)+(B)+(C) indicated in Statement at para (I) (a) above}
1	NIL	NIL	0	0.00
TOTAL			0	0.00

