




# Indowind Energy Ltd

<b>( 1 ) ( a ) Statement Showing Shareholding Pattern</b>			
<b>Name of the Company : INDOWIND ENERGY LIMITED</b>			
<b>Scrip code : 532894</b>	<b>Name of the Scrip : INDOWIND</b>	<b>Class of Security : Equity</b>	
<b>Pre - Forfeiture</b>	<b>Shareholding Pattern As on : 31<sup>st</sup> December 2012</b>		
<b>Partly paid-up shares</b>	<b>No. Of partly paid-up shares</b>	<b>As a % of total no. of partly paid-up shares</b>	<b>As a % of total no. of shares of the company</b>
Held by Promoter/Promoters group	0	0.00	0.00
Held by Public	0	0.00	0.00
<b>Total</b>	<b>0</b>	<b>0.00</b>	<b>0.00</b>
<b>Outstanding convertible securities</b>			
Held by Promoter/Promoters group	0	0.00	0.00
Held by Public	0	0.00	0.00
<b>Total</b>	<b>0</b>	<b>0.00</b>	<b>0.00</b>
<b>Warrants</b>			
Held by Promoter/Promoters group	0	0.00	0.00
Held by Public	0	0.00	0.00
<b>Total</b>	<b>0</b>	<b>0.00</b>	<b>0.00</b>
<b>Total paid-up capital of the company assuming full conversion of warrants and convertible securities</b>	<b>0</b>	<b>89741486</b>	

**For INDOWIND ENERGY LIMITED**

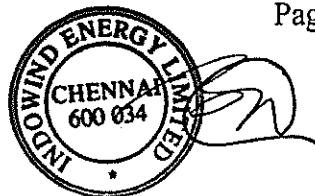
**S. DIRAVIAM**  
Company Secretary






## Statement Showing Shareholding Pattern

Name of the Company :		INDOWIND ENERGY LIMITED						
Scrip Code :		532894	Quarter Ended :		31 <sup>st</sup> December 2012			
Category code	Category of Shareholder	Number of Share holders	Total number of shares	Number of shares held in dematerialized form	Total shareholding as a percentage of total number of shares		Shares pledged or otherwise encumbered	
					As a percentage of (A+B) <sup>1</sup>	As a percentage of (A+B+C)	Number of Shares	As a Percentage (IX) = (VIII)/(IV)* 100
(I)	(II)	(III)	(IV)	(V)	(VI)	(VII)	(VIII)	(IX)
(A)	<b>Promoter and Promoter Group</b>							
1	<b>Indian</b>							
(a)	Individuals / Hindu Undivided Family	4	7472990	4931995	8.33	8.33	0	0.00
(b)	Central Government / State Government(s)	0	0	0	0.00	0.00	0	0.00
(c)	Bodies Corporate	4	21954670	17071516	24.46	24.46	0	0.00
(d)	Financial Institutions / Banks	0	0	0	0.00	0.00	0	0.00
(e)	Any Others(Specify)							
	<b>Sub Total (A)(1)</b>	<b>8</b>	<b>29427660</b>	<b>22003511</b>	<b>32.79</b>	<b>32.79</b>	<b>0</b>	<b>0.00</b>
2	<b>Foreign</b>							
a	Individuals (Non - Residents Individuals / Foreign Individuals)	0	0	0	0.00	0.00	0	0.00
b	Bodies Corporate	0	0	0	0.00	0.00	0	0.00
c	Institutions	0	0	0	0.00	0.00	0	0.00
d	Any Others(Specify)							
	<b>Sub Total(A)(2)</b>	<b>0</b>	<b>0</b>	<b>0</b>	<b>0.00</b>	<b>0.00</b>	<b>0</b>	<b>0.00</b>
	<b>Total Shareholding of Promoter and Promoter Group (A)= (A)(1)+(A)(2)</b>	<b>8</b>	<b>29427660</b>	<b>22003511</b>	<b>32.79</b>	<b>32.79</b>	<b>0</b>	<b>0.00</b>



<b>(B)</b>	<b>Public shareholding</b>							
<b>1</b>	<b>Institutions</b>							
(a)	Mutual Funds / UTI	0	0	0	0.00	0.00	0	0.00
(b)	Financial Institutions / Banks	1	250000	250000	0.28	0.28	0	0.00
(c)	Central Government / State Government(s)	0	0	0	0.00	0.00	0	0.00
(d)	Venture Capital Funds	0	0	0	0.00	0.00	0	0.00
(e)	Insurance Companies	0	0	0	0.00	0.00	0	0.00
(f)	Foreign Institutional Investors	0	0	0	0.00	0.00	0	0.00
(g)	Foreign Venture Capital Investors	0	0	0	0.00	0.00	0	0.00
(h)	Any Other (specify)						0	0.00
	<b>Sub-Total (B)(1)</b>	<b>1</b>	<b>250000</b>	<b>250000</b>	<b>0.28</b>	<b>0.28</b>	<b>0</b>	<b>0.00</b>
<b>2</b>	<b>Non-institutions</b>						0	0.00
(a)	Bodies Corporate	637	13885662	13885662	15.47	15.47	0	0.00
(b)	Individuals							
I	Individuals -i. Individual shareholders holding nominal share capital up to Rs 1 lakh	38855	27171637	27171502	30.28	30.28	0	0.00
II	ii. Individual shareholders holding nominal share capital in excess of Rs. 1 lakh.	564	16942010	16942010	18.88	18.88	0	0.00
(c)	Trusts	1	50	50	0.0001	0.0001	0	0.00
(d)	Any Other (specify)							
(d-i)	Clearing Member	71	310468	310468	0.35	0.35	0	0.00
(d-ii)	NRI (Repat)	356	1714939	1714939	1.91	1.91	0	0.00
(d-iii)	Directors / Relative & Friends	12	39060	6600	0.04	0.04	0	0.00
	<b>Sub-Total (B)(2)</b>	<b>40496</b>	<b>60063826</b>	<b>60031231</b>	<b>66.93</b>	<b>66.93</b>	<b>0</b>	<b>0.00</b>
<b>(B)</b>	<b>Total Public Shareholding (B)= (B)(1)+(B)(2)</b>	<b>40497</b>	<b>60313826</b>	<b>60281231</b>	<b>67.21</b>	<b>67.21</b>	<b>0</b>	<b>0.00</b>
	<b>TOTAL (A)+(B)</b>	<b>40505</b>	<b>89741486</b>	<b>82284742</b>	<b>100.00</b>	<b>100.00</b>	<b>0</b>	<b>0.00</b>
<b>(C)</b>	Shares held by Custodians and against which Depository Receipts have been issued							
(c-i)	Promoter and Promoter Group	0	0	0	0.00	0.00	0	0.00
(c-ii)	Public	0	0	0	0.00	0.00	0	0.00
	<b>GRAND TOTAL (A)+(B)+(C)</b>	<b>40505</b>	<b>89741486</b>	<b>82284742</b>	<b>100.00</b>	<b>100.00</b>	<b>0</b>	<b>0.00</b>



(I)(b) Statement showing holding of securities (including shares, warrants, convertible securities) of persons belonging to the category Promoter and Promoter Group as on 31.12.2012

Sr. No	Name of Shareholder	Total Shares held		Shares pledged or otherwise encumbered			Details of warrants		Details of convertible securities		
		Number	As a % of grand total (A)+(B)+(C)	Number	As a percentage (VI)=(V)/(III)* 100	As a % of grand total (A)+(B)+(C) of sub-clause (I)(a)	Number of warrants held	As a % total number of warrants of the same class	Number of convertible securities held	% w.r.t total number of convertible securities of the same class	Total shares (including underlying shares assuming full conversion of warrants and convertible securities) as a % of diluted share capita (XII)
(I)	(II)	(III)	(IV)	(V)	(VI)=(V)/(III)* 100	(VII)	(VIII)	(IX)	(X)	(XI)	(XII)
1	SUBUTHI FINANCE LTD	6494265	7.24	0	0.00	0.00	0	0.00	0	0.00	0
2	LOYAL CREDIT & INVESTMENTS LTD	7977071	8.89	0	0.00	0.00	0	0.00	0	0.00	0
3	K.V. BALA	4356995	4.86	0	0.00	0.00	0	0.00	0	0.00	0
4.	K.S.RAVINDRANATH	1784995	1.99	0	0.00	0.00	0	0.00	0	0.00	0
5	SUBUTHI INVESTMENTS PVT LIMITED	6988334	7.79	0	0.00	0.00	0	0.00	0	0.00	0
6	K V MANOHARAN	756000	0.84	0	0.00	0.00	0	0.00	0	0.00	0
7	K B PRATHADEVI	575000	0.64	0	0.00	0.00	0	0.00	0	0.00	0
8	INDUS CAPITAL PVT LTD	495000	0.55	0	0.00	0.00	0	0.00	0	0.00	0
	<b>TOTAL</b>	<b>29427660</b>	<b>32.79</b>	<b>0</b>	<b>0.00</b>	<b>0.00</b>	<b>0</b>	<b>0</b>	<b>0.00</b>	<b>0</b>	<b>0.00</b>

Continuation Sheet



(I) (c) (i) Statement showing holding of securities (including shares, warrants, convertible securities) of persons belonging to the category "Public" and holding more than 1% of the total number of shares as on 31.12.2012

Sr. No	Name of the Shareholder	Number of Shares	Shares as a percentage of total number of shares (i.e., Grand Total (A)+(B)+(C) indicated in Statement at Para (I) (a) above}	Total shares (including underlying shares assuming full conversion of warrants and convertible securities) as a % of diluted share capital	% w.r.t. total number of convertible securities of the same class	Details of convertible securities Number of warrants held	As a % total number of warrants of the same class	Number of convertible securities held
1	KARUMUTHU FINANCE LIMITED	2642908	2.95	0	0.00	0	0.00	0
2	COMMENDAM INVESTMENTS P LTD	2430354	2.71	0	0.00	0	0.00	0
	<b>TOTAL</b>	<b>5073262</b>	<b>5.65</b>	<b>0</b>	<b>0.00</b>	<b>0</b>	<b>0.00</b>	<b>0</b>

(II) (c) (ii) Statement showing holding of securities (including shares, warrants, convertible securities) of persons (together with PAC) belonging to the category "Public" and holding more than 5% of the total number of shares of the Company

Statement Showing Share Holding Of securities (including shares, warrants, convertible securities) of persons (together with PAC) belonging to the category "Public" and holding more than 5% of the total number of shares of the company	AS ON :	31/12/2012	Number of shares	Shares as a percentage of total number of shares (i.e., Grand Total (A)+(B)+(C) indicated in Statement at Para (I)(a) above}	Details of warrants	Details of convertible securities	Total shares (including underlying shares assuming full conversion of warrants and convertible securities) as a % of diluted share capital
SR.NO	Name of the shareholder	Number of shares	Shares as a percentage of total number of shares (i.e., Grand Total (A)+(B)+(C) indicated in Statement at Para (I)(a) above}	Number of warrants held	Number of convertible securities held	% w.r.t. total number of convertible securities of the same class	Total shares (including underlying shares assuming full conversion of warrants and convertible securities) as a % of diluted share capital
1	NIL	0	0.00	0	0	0	0
	<b>TOTAL</b>	<b>0</b>	<b>0.00</b>	<b>0</b>	<b>0</b>	<b>0</b>	<b>0</b>



(I) (d) Statement showing details of locked in shares as on 31.12.2012

Sr. No.	Name of the shareholder	Category of shareholders (Promoter / Public)	Number of locked-in shares	Locked-in-shares as a percentage of total number of shares {i.e. Grand Total (A)+(B)+(C) indicated in Statement at para (I) (a) above}
1	SUBUTHI INVESTMENTS (P) LTD	PROMOTER GROUP	2000000	2.23
	<b>TOTAL</b>		<b>2000000</b>	<b>2.23</b>

(II) (a) Statement showing details of Depository Receipts(DRs)

Sr. No.	Type of outstanding DR (ADRs, GDRs, SDRs, etc.)	Number of outstanding DRs	Number of shares underlying outstanding DRs	Shares underlying outstanding DRs as a percentage of total number of shares {i.e., Grand Total (A) +(B)+(C) indicated in Statement at para (I)(a) above}
1	GDR	0	0	0.00
	<b>TOTAL</b>		<b>0</b>	<b>0.00</b>

(II)(b) Statement showing Holding of Depository Receipts (DRs), where underlying shares held by "Promoter / Promoter group" are in excess of 1% of the total number of shares

Sr. No.	Name of the DR Holder	Type of outstanding DR (ADRs, GDRs, SDRs, etc.)	Number of shares underlying outstanding DRs	Shares underlying outstanding DRs as a percentage of total number of shares {i.e., Grand Total (A)+(B)+(C) indicated in Statement at para (I) (a) above}
1	NIL	NIL	0	0.00
	<b>TOTAL</b>		<b>0</b>	<b>0.00</b>

